


PT 2-PE/S-120AC-ST

Order No.: 2839334



Protective plug PT with surge voltage equipment protection for power supply units, visual fault warning. Nominal voltage: 120 V AC



Commercial data	
EAN	4017918182533
Pack	10 pcs.
Customs tariff	85363090
Weight/Piece	0.02636 KG
Catalog page information	Page 41 (TT-2007)

Product notes

WEEE/RoHS-compliant since:
07/03/2006



Technical data	
Standards	
Housing material	PA 6.6
Inflammability class acc. to UL 94	V0
Color	black

Standards for air and creepage distances	DIN VDE 0110-1
	IEC 60664-1: 1992-10
Surge voltage category	III
Pollution degree	2
Degree of protection	IP20
Design	DIN rail module, two-section, divisible
Mounting type	On base element
Number of positions	2
Ambient temperature (operation)	-40 °C ... 85 °C
Arrester can be tested with CHECKMASTER from software version:	From SW rev. 1.00
Direction of action	1L-N & N-PE
Width	17.70 mm
Height	52.00 mm
Length	45.00 mm
Pitch unit	1 Div.
Protective circuit	
IEC category	III
EN type	T3
Nominal voltage U_N	120 V AC
Arrester rated voltage U_C	150 V AC
Nominal frequency f_N	50 Hz
	60 Hz
Nominal current I_N	26 A (30°C)
Operating effective current I_C at U_C	≤ 1.1 mA
Discharge current to PE at U_C	≤ 2 μ A
Nominal discharge surge current I_n (8/20) μ s	2.5 kA
Max. discharge surge current I_{max} (8/20) μ s	10 kA
Combined surge U_{OC}	6 kV
Protection level U_P (L-N)	≤ 620 V
Protection level U_P (L-PE)	≤ 850 V
Protection level U_P (N-PE)	≤ 850 V
Residual voltage at I_n , (L-N)	≤ 620 V
Residual voltage at I_n , (L-PE)	≤ 330 V
Residual voltage at I_n , (N-PE)	≤ 330 V

Response time t _A (L-N)	≤ 25 ns
Response time t _A (L-PE)	≤ 100 ns
Response time t _A (N-PE)	≤ 100 ns
Max. required back-up fuse	25 A (gL) 25 A (MCB 25 A B/C)
Short circuit resistance I _{CC} with max. backup fuse (effective)	1.5 kA
Message surge protection faulty	Optical

Remote indicator contact

Schaltfunktion_Int	N/C contact
Conductor cross section stranded min.	0.2 mm ²
Conductor cross section stranded max.	2.5 mm ²
Conductor cross section solid min.	0.2 mm ²
Conductor cross section solid max.	4 mm ²
Conductor cross section AWG/kcmil min.	24
Conductor cross section AWG/kcmil max	12
Maximum operating voltage U _{max.} AC	250 V AC
Max. operating current I _{max}	3 A AC

Certificates / Approvals



Certification

CB, CCA, CSA, CUL, GOST, KEMA, OEVE, UL

Certification Ex:

CUL-EX, UL-EX

CUL

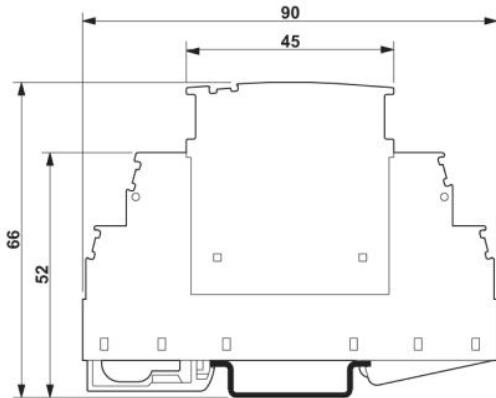
Nominal voltage U _N	120 V
Nominal current I _N	20 A

UL

Nominal voltage U _N	120 V
Nominal current I _N	20 A

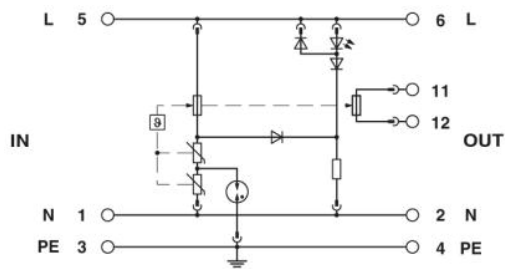
Drawings

Dimensioned drawing



The figure shows the complete module consisting of a base element and connector

Circuit diagram



Approval logo (Ex area)

